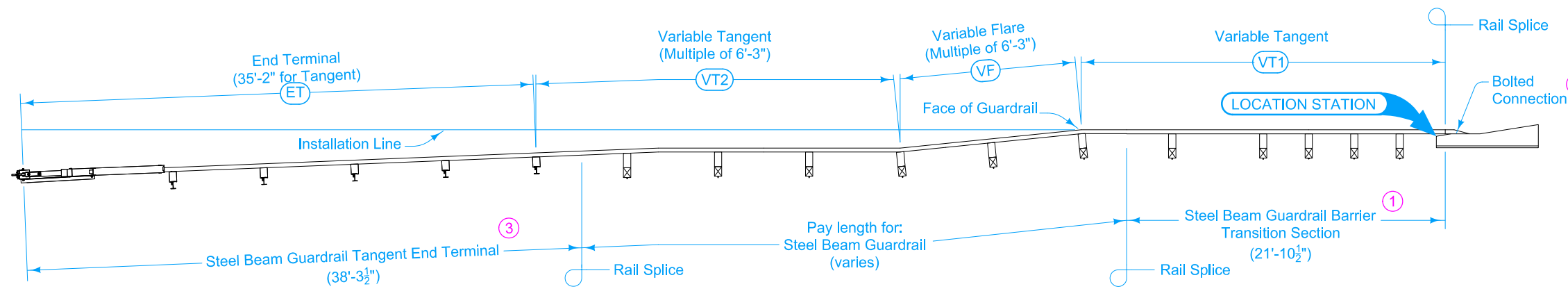


Install delineators and object markers according to SI-211.

For grading requirements, see EW-301.

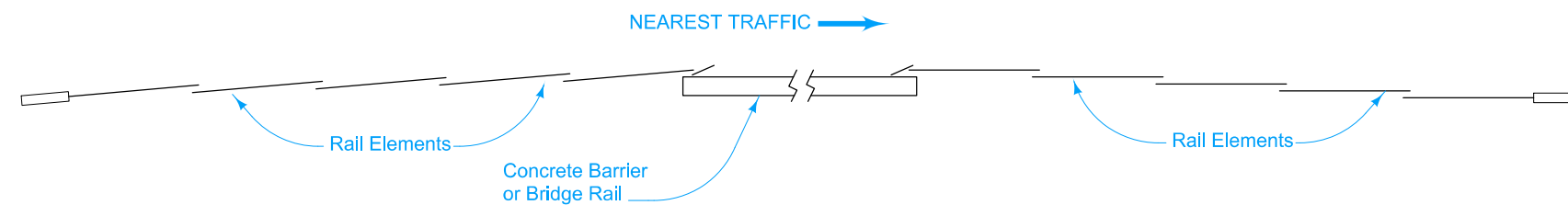
For general guardrail details, see BA-200.



① See BA-221.

② See BA-202 for connections to concrete barriers and bridge rail end sections.

③ See BA-225.



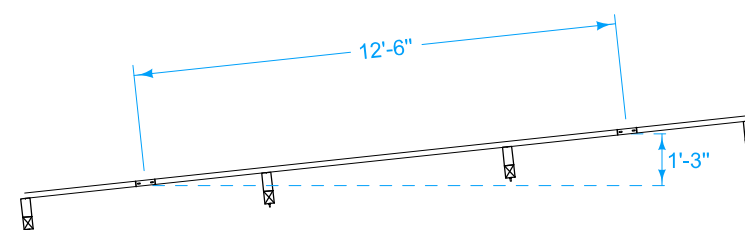
LAPPING PROCEDURE

Possible Contract Items:

- Steel Beam Guardrail
- Steel Beam Guardrail Barrier Transition Section, BA-221
- Steel Beam Guardrail End Anchor, Bolted
- Steel Beam Guardrail Tangent End Terminal, BA-225

Possible Tabulation:

108-8A



VARIABLE FLARE

	REVISION	
	1	04-20-21
STANDARD ROAD PLAN		BA-260
		SHEET 1 of 1
REVISIONS: Removed circle note 4.		
APPROVED BY DESIGN METHODS ENGINEER		
STEEL BEAM GUARDRAIL INSTALLATION AT CONCRETE BARRIER OR BRIDGE RAIL END SECTION (MASH TL-2)		